

Toddling Through God's Word: Saul to Paul

"I Have Decided to Follow Jesus" Popular Hymn

I have decided to follow Jesus. I have decided to follow Jesus.

I have decided to follow Jesus. No turning back. No turning back.

Activity 1: Time-Out Saul (Acts 9:1-2)

You Need:

- A doll or figure to represent Saul

Say: "Saul was a mean man. He didn't like Jesus, and He didn't like any of Jesus's disciples. Saul did mean things to Jesus's disciples."

1. Tell your child that sometimes when people are mean they go to time-out.
2. Have your child put the doll that represents Saul in a corner for time-out.
3. Explain that sometimes God lets bad things happen to teach us. It is kind of like a time-out.

Activity 2: Road to Damascus (Acts 9:3)

You Need:

- A doll or figure to represent Saul
- Graham Cracker

Say: "Saul was mean. He didn't go to time-out, but God had something else in mind to teach Saul.

One day Saul was walking down a road. There was a big flash of light."

1. Have the doll that represents Saul walk down the graham cracker road.
2. Let your child eat the graham cracker.



Activity 3: Saul is Blind (Acts 9:4-9)

You Need:

- Blindfold

Say: "After the flash of light, Saul fell to the ground. Then Jesus told Saul to stop being mean and to go to the city. When Saul opened his eyes, he couldn't see. Saul was blind."

1. Put a blindfold on your child if they are okay with that. If not, just ask your child to close his or her eyes.
2. Explain to your child that Saul was blind. It was like his eyes were closed or he had a blindfold on all the time.
3. Help guide your child around the room you are in with their eyes closed or with the blindfold. Explain to your child that Saul could not see and he was on the road!

Activity 4: Ananias Obeys Jesus (Acts 9:10-16)

You Need:

- Emotion Chart

Say: "Jesus knew Saul was blind. Jesus had a plan to teach Saul something. There was a man far away from Saul who was a good man. The good man's name was Ananias. Jesus told Ananias to go help Saul. Ananias did not want to go see Saul. Ananias was afraid Saul would be mean, but Ananias decided to obey Jesus and help Saul."

1. Use the emotion chart to discuss how Saul and Ananias were feeling.

Activity 5: Saul to Paul (Acts 9:17-31, Acts 13:9)

You Need:

- Saul to Paul coloring page
- Crayons or markers

Say: "Ananias told Saul that Jesus sent him to heal him. Immediately Saul could see again. Saul told Jesus that he was sorry. Then Saul loved Jesus. Saul decided to obey Jesus. Saul loved Jesus's disciples too. Saul's name was changed to Paul because he changed."

1. Print the Saul to Paul coloring page.


2. Tell your child that we are all like Saul because we all disobey Jesus.
We can change and accept Jesus as our Lord and decide to try to obey Jesus.
3. Let your child color the picture.



Happy



Sad



Excited




Proud



Scared



Loved



Embarrassed




Angry



Nervous



Jealous



Surprised



Sleepy

